

Minutes of a Regular Meeting of  
Council of the District Of Katepwa  
Held on July 28, 2014 in the Katepwa Center  
\*\*\*\*\*

**Present:**

Mayor – Fred Weekley  
Councillor Ward 1 – Murray Penny  
Councillor Ward 1 – Dawne Zahorski  
Councillor Ward 2 – Darwin Chatterson (absent)  
Councillor Ward 2 – Michael Alport  
Councillor Ward 2 – Dwight Fisher (absent)  
Councillor Ward 3 – Dave Thauberger (absent)  
Councillor Ward 3 – Bob Burnett

Administrator – Gail E. Sloan  
Assistant Administrator – Mary Lynn Paquette

**CALL TO ORDER**

A quorum being present, Mayor Weekley called the meeting to order at 7:10pm.

**AGENDA**

137/2014

**ALPORT** – THAT the Agenda be approved.

**Carried.**

**DELEGATION**

At 7:10 pm Mr. Ron Mrychka read the written report that was submitted to Council regarding the proposed selling of the Municipal Reserve legal land description.

**OPEN SESSION**

Mrs. Diane Horvath stated her disappointment regarding the lack of written reports submitted by Council for the Council meeting and in the quarterly Newsletter.

Mr. Glen Horvath brought forward his concerns regarding the financial situation of the District and asked if the District had considered selling the Municipal Reserve, legal land description as residential lots to generate the much needed revenue.

Mr. Alfred Kallichuk brought forward his concerns regarding the minimum taxes on improvements for 2014.

**MINUTES**

**138/2014** PENNY - THAT the minutes of the regular meeting of council held on July 14, 2014 be approved, as circulated and presented.

**Carried.**

**ACCOUNTS**

**139/2014** PENNY-THAT cheque No. 1846-1863 in the amount of \$26,444.26 be approved as presented at this meeting.

**Carried.**

**Committee Reports:-**

**Mayors** – Written Report (Meeting with Robert Boyle Re: Maples Subdivision), Open House on July 26 regarding the Official Community Plan and Zoning Bylaw

**Public Works** – No Report

**Environment** – No Report

**Recreation** – Councillor Zahorski will speak with the Foreman regarding the grass seeding, garbage cans and signage she wants at Sandy Beach

**Finance and Policy** – No Report

**EMO** – No Report

**Bylaws/Protective services** - No Report

**Communications/Newsletter** – No Report

**Hospital** – No Report

**Community Planning** – The District held an Open House on July 26, 2014 to provide information on the Draft Official Community Plan and Zoning Bylaw.

**ED Tax** – No Report

**Library** – No Report

**SAMA** – No Report

**CORRESPONDENCE**

**141/2014** ALPORT – THAT the following correspondence be acknowledge, adopted and filed as directed:

- Peter Alport Concerns RE: 30 S Katepwa Drive

**Carried.**

**CONCERNS RE: EXCAVATION AT 30 S KATEPWA DRIVE**

**142/2014** ALPORT – THAT we do instruct Administration to send a letter to Mr. Peter Alport advising that the resident at 30S Katepwa Drive will be undertaking to have the remedial work commence by August 8, 2014.

**Carried.**

**143/2014 DRAINAGE ISSUES – LAKEVIEW LANE KATEPWA BEACH**  
**BURNETT-** THAT we do instruct Administration to send a letter to the residents at 22 & 24 Lakeview Lane, and 22 & 24 Elm Street, Katepwa Beach 24 Elm Street, Katepwa Beach advising that the District will not be undertaking to have any drainage altered at this location, and further: THAT the District recommend they hire a consulting Engineer to determine a drainage solution.

**Carried.**

**144/2014 GAS TAX AGREEMENT 2014-2024**  
**BURNETT -** That Resort Village of the District of Katepwa do authorize the Mayor and Chief Administrative Officer to sign the Municipal Gas Tax Fund Agreement- Transfer of Federal Gas Tax Revenues under the Gas Tax Program for the term of April 1, 2014 to March 31, 2024 as presented.

**Carried.**

**145/2014 MAYORS SCHOOL**  
**BURNETT-** THAT the District of Katepwa authorize the registration for Mayor School to be held at the University of Regina from August 17, 2014 to August 19, 2014 for Mayor Fred Weekley in the amount of \$498.75 plus expenses.

**Carried.**

**146/2014 RICHARD BARNESLEY – DISCHARGE OF FIREARMS**  
**PENNY -** THAT the District of Katepwa allow Richard Barnesley to discharge firearms within the boundaries of the District of Katepwa as per Bylaw No. 13-05 subject to confirmation of a current Firearms License.

**Carried.**

**147/2014 UNTIDY UNSIGHTLY – LOT A, BLK 5, PLAN 99SE28186**  
**ZAHORSKI-** THAT we do identify of Lot A, Block 5, Plan 99SE28186 as untidy unsightly in accordance with Nuisance Bylaw No. 16-05; and further THAT we do contact the landowner and request the yard be cleaned.

**Carried.**

**Staff Reports**

**Administrator-**

**Assistant Report-** Salary Increase Request (Written Report)

**Maintenance Foreman Report –**

**148/2014 ASSISTANT ADMINISTRATOR SALARY**  
**WEEKLEY** – THAT we do approve the salary proposal as submitted by Mary Lynn Paquette for an annual salary of \$47,320 as per the UMAAS 2014 salary schedule effective August 1, 2014.

**Carried.**

**Next Meeting:** - August 11, 2014 at 7:00pm – Katepwa Center

**149/2014 ADJOURNMENT**  
**ALPORT-** THAT this meeting adjourns at 10:50 pm.

**Carried.**

  
Mayor

  
Administrator

**District of Katepwa**  
**Statement of Financial Activities - Detailed**  
For the Period Ending July 31, 2014

|  | Current         | Year To Date        | Budget              | Variance           | %              |
|--|-----------------|---------------------|---------------------|--------------------|----------------|
| <b>REVENUES</b>                                      |                 |                     |                     |                    |                |
| <b>TAXATION</b>                                      |                 |                     |                     |                    |                |
| <b>Municipal Taxes</b>                               |                 |                     |                     |                    |                |
| 410-110-100 - General Municipal Levy                 |                 | 1,265,347.87        | 1,265,020.00        | 327.87             | 0.03           |
| 410-120-100 - Abatements and Adjustments             | (397.04)        | (3,369.70)          |                     | (3,369.70)         |                |
| 410-130-100 - Discount on Municipal Tax - Property   | (413.32)        | (178,948.95)        | (181,950.00)        | 3,001.05           | 1.65           |
|  | <b>(810.36)</b> | <b>1,083,029.22</b> | <b>1,083,070.00</b> | <b>(40.78)</b>     | <b>0.00</b>    |
| <b>Trailer License Fees</b>                          |                 |                     |                     |                    |                |
| 410-300-100 - Trailer License Fees                   |                 |                     | 17,100.00           | (17,100.00)        | 100.00-        |
| 410-300-110 - Campground Lagoon Fees                 |                 |                     | 34,200.00           | (34,200.00)        | 100.00-        |
|  | <b>0.00</b>     | <b>0.00</b>         | <b>51,300.00</b>    | <b>(51,300.00)</b> | <b>100.00-</b> |
| <b>Penalties on Tax Arrears</b>                      |                 |                     |                     |                    |                |
| 410-400-210 - Penalty on Mun Taxes Arrears - Propert | (147.04)        | 5,929.97            | 4,370.00            | 1,559.97           | 35.70          |
|  | <b>(147.04)</b> | <b>5,929.97</b>     | <b>4,370.00</b>     | <b>1,559.97</b>    | <b>35.70</b>   |
| <b>TOTAL TAXATION:</b>                               | <b>(957.40)</b> | <b>1,088,959.19</b> | <b>1,138,740.00</b> | <b>(49,780.81)</b> | <b>4.37-</b>   |
| <b>FEES AND CHARGES</b>                              |                 |                     |                     |                    |                |
| <b>Custom Work</b>                                   |                 |                     |                     |                    |                |
| 420-100-100 - F&C - Custom Work                      |                 |                     | 590.00              | (590.00)           | 100.00-        |
|  | <b>0.00</b>     | <b>0.00</b>         | <b>590.00</b>       | <b>(590.00)</b>    | <b>100.00-</b> |
| <b>Sale of Supplies and Gravel</b>                   |                 |                     |                     |                    |                |
| 420-200-210 - F&C - Sale of Supplies - Misc.         |                 |                     | 200.00              | (200.00)           | 100.00-        |
| 420-200-500 - F&C - Sale of Supplies - Directory     | 25.00           | 8,165.00            | 10,000.00           | (1,835.00)         | 18.35-         |
| 420-200-600 - F&C - Webpage                          |                 | 450.00              |                     | 450.00             |                |
|  | <b>25.00</b>    | <b>8,615.00</b>     | <b>10,200.00</b>    | <b>(1,585.00)</b>  | <b>15.54-</b>  |
| <b>Policing and Fire Fees</b>                        |                 |                     |                     |                    |                |
| 420-400-110 - F&C - Policing Fees - Fines (Bylaw)    | 25.00           | 25.00               |                     | 25.00              |                |
|  | <b>25.00</b>    | <b>25.00</b>        | <b>0.00</b>         | <b>25.00</b>       | <b>0.00</b>    |
| <b>Recreation Fees</b>                               |                 |                     |                     |                    |                |
| <b>Recreation - Other</b>                            |                 |                     |                     |                    |                |
| 420-530-100 - F&C - Library                          |                 |                     | 1,000.00            | (1,000.00)         | 100.00-        |
| 420-530-200 - F&C - Katepwa Center                   | 323.50          | 2,253.80            | 3,000.00            | (746.20)           | 24.87-         |
|  | <b>323.50</b>   | <b>2,253.80</b>     | <b>4,000.00</b>     | <b>(1,746.20)</b>  | <b>43.66-</b>  |
|  | <b>323.50</b>   | <b>2,253.80</b>     | <b>4,000.00</b>     | <b>(1,746.20)</b>  | <b>43.66-</b>  |
| <b>Licenses and Permits</b>                          |                 |                     |                     |                    |                |
| 420-710-100 - F&C - Building & Development Permit    | 638.60          | 7,632.85            | 18,000.00           | (10,367.15)        | 57.60-         |
|  | <b>638.60</b>   | <b>7,632.85</b>     | <b>18,000.00</b>    | <b>(10,367.15)</b> | <b>57.60-</b>  |
| <b>Other</b>   |                 |                     |                     |                    |                |
| <b>Tax Certificate</b>                               |                 |                     |                     |                    |                |
| 420-800-100 - F&C - Tax Certificate                  | 30.00           | 110.00              | 300.00              | (190.00)           | 63.33-         |
|  | <b>30.00</b>    | <b>110.00</b>       | <b>300.00</b>       | <b>(190.00)</b>    | <b>63.33-</b>  |
| <b>General Office Services Provided</b>              |                 |                     |                     |                    |                |
| 420-800-200 - F&C - General Office Services Provide  |                 |                     | 380.00              | (380.00)           | 100.00-        |

*Handwritten signature*

**District of Katepwa**  
**Statement of Financial Activities - Detailed**  
For the Period Ending July 31, 2014

|  | Current         | Year To Date     | Budget           | Variance           | %             |
|--|-----------------|------------------|------------------|--------------------|---------------|
|  | 0.00            | 0.00             | 380.00           | (380.00)           | 100.00-       |
| <b>Landfill/Waste Collection Fees</b>              |                 |                  |                  |                    |               |
| 420-850-110 - F&C - Landfill Fees                  | 2,141.00        | 5,745.00         | 12,000.00        | (6,255.00)         | 52.13-        |
| 420-850-120 - F&C - Waste Collection Fees          |                 |                  | 500.00           | (500.00)           | 100.00-       |
| 420-850-130 - F&C - Household Tags                 | 66.00           | 136.00           | 320.00           | (184.00)           | 57.50-        |
|  | <b>2,207.00</b> | <b>5,881.00</b>  | <b>12,820.00</b> | <b>(6,939.00)</b>  | <b>54.13-</b> |
|  | <b>2,237.00</b> | <b>5,991.00</b>  | <b>13,500.00</b> | <b>(7,509.00)</b>  | <b>55.62-</b> |
| <b>TOTAL FEES AND CHARGES:</b>                     | <b>3,249.10</b> | <b>24,517.65</b> | <b>46,290.00</b> | <b>(21,772.35)</b> | <b>47.03-</b> |
| <b>UNCONDITIONAL TRANSFERS</b>                     |                 |                  |                  |                    |               |
| <b>Unconditional Transfers</b>                     |                 |                  |                  |                    |               |
| 450-110-100 - Unconditional - (Revenue Sharing)    |                 | 89,440.00        | 91,960.00        | (2,520.00)         | 2.74-         |
|  | 0.00            | 89,440.00        | 91,960.00        | (2,520.00)         | 2.74-         |
| <b>TOTAL UNCONDITIONAL TRANSFERS:</b>              | <b>0.00</b>     | <b>89,440.00</b> | <b>91,960.00</b> | <b>(2,520.00)</b>  | <b>2.74-</b>  |
| <b>CONDITIONAL GRANTS</b>                          |                 |                  |                  |                    |               |
| <b>Federal</b>                                     |                 |                  |                  |                    |               |
| 450-200-070 - Conditional - Federal-Gas Tax        |                 | 11,404.90        | 22,810.00        | (11,405.10)        | 50.00-        |
|  | 0.00            | 11,404.90        | 22,810.00        | (11,405.10)        | 50.00-        |
| <b>Provincial</b>                                  |                 |                  |                  |                    |               |
| 450-300-050 - Conditional - Provincial             |                 | 2,000.00         |                  | 2,000.00           |               |
| 450-310-100 - Conditional - Prov - Sask Water      |                 | 3,066.56         | 3,000.00         | 66.56              | 2.22          |
|  | 0.00            | 5,066.56         | 3,000.00         | 2,066.56           | 68.89         |
| <b>TOTAL CONDITIONAL GRANTS:</b>                   | <b>0.00</b>     | <b>16,471.46</b> | <b>25,810.00</b> | <b>(9,338.54)</b>  | <b>36.18-</b> |
| <b>GRANTS IN LIEU OF TAXES</b>                     |                 |                  |                  |                    |               |
| <b>Provincial</b>                                  |                 |                  |                  |                    |               |
| 450-650-100 - GIL - Prov - Sask Tel                | (38.88)         | 1,225.00         | 800.00           | 425.00             | 53.13         |
|  | (38.88)         | 1,225.00         | 800.00           | 425.00             | 53.13         |
| <b>Other</b>                                       |                 |                  |                  |                    |               |
| 450-800-100 - GIL - Other - SPC Surcharge          |                 | 15,510.60        | 34,280.00        | (18,769.40)        | 54.75-        |
|  | 0.00            | 15,510.60        | 34,280.00        | (18,769.40)        | 54.75-        |
| <b>TOTAL GRANTS IN LIEU OF TAXES:</b>              | <b>(38.88)</b>  | <b>16,735.60</b> | <b>35,080.00</b> | <b>(18,344.40)</b> | <b>52.29-</b> |
| <b>INVESTMENT INCOME AND COMMISSIONS</b>           |                 |                  |                  |                    |               |
| <b>Investment and Income Revenue</b>               |                 |                  |                  |                    |               |
| 470-100-100 - Interest Revenue                     | 1,761.01        | 2,970.81         | 7,880.00         | (4,909.19)         | 62.30-        |
|  | 1,761.01        | 2,970.81         | 7,880.00         | (4,909.19)         | 62.30-        |
| <b>TOTAL INVESTMENT INCOME AND COMMIS</b>          | <b>1,761.01</b> | <b>2,970.81</b>  | <b>7,880.00</b>  | <b>(4,909.19)</b>  | <b>62.30-</b> |
| <b>OTHER REVENUES</b>                              |                 |                  |                  |                    |               |
| <b>Other Revenue</b>                               |                 |                  |                  |                    |               |
| 480-100-100 - Sask Lotteries                       |                 | 3,784.00         | 3,790.00         | (6.00)             | 0.16-         |
| 480-150-121 - Rec- Get Active Glenwood Fundraising | 810.00          | 7,205.80         |                  | 7,205.80           |               |

*M O*

Report Date  
8/7/2014 10:16 AM

**District of Katepwa**  
**Statement of Financial Activities - Detailed**  
For the Period Ending July 31, 2014

|                              | <u>Current</u> | <u>Year To Date</u> | <u>Budget</u> | <u>Variance</u> | <u>%</u> |
|------------------------------|----------------|---------------------|---------------|-----------------|----------|
|                              | 810.00         | 10,989.80           | 3,790.00      | 7,199.80        | 189.97   |
| <b>TOTAL OTHER REVENUES:</b> | 810.00         | 10,989.80           | 3,790.00      | 7,199.80        | 189.97   |
| <b>TOTAL REVENUES:</b>       | 4,823.83       | 1,250,084.51        | 1,349,550.00  | (99,465.49)     | 7.37-    |

*pa*

**District of Katepwa**  
**Statement of Financial Activities - Detailed**  
For the Period Ending July 31, 2014

|  | Current          | Year To Date     | Budget            | Variance         | %            |
|--|------------------|------------------|-------------------|------------------|--------------|
| <b>EXPENDITURES</b>                                  |                  |                  |                   |                  |              |
| <b>GENERAL GOVERNMENT SERVICES</b>                   |                  |                  |                   |                  |              |
| <b>Wages &amp; Benefits</b>                          |                  |                  |                   |                  |              |
| <b>Wages</b>   |                  |                  |                   |                  |              |
| 510-110-230 - GG - Salaries - Administrator          | 9,539.17         | 61,918.68        | 127,200.00        | 65,281.32        | 51.32        |
|  | <b>9,539.17</b>  | <b>61,918.68</b> | <b>127,200.00</b> | <b>65,281.32</b> | <b>51.32</b> |
| <b>Benefits</b>                                      |                  |                  |                   |                  |              |
| 510-130-230 - GG - Benefits - Health & Dental        | 357.85           | 7,012.52         | 26,000.00         | 18,987.48        | 73.03        |
| 510-130-231 - GG - Benefits - CPP                    | 460.91           | 1,851.26         |                   | (1,851.26)       |              |
| 510-130-232 - GG - Benefits - EI                     | 276.81           | 1,062.16         |                   | (1,062.16)       |              |
| 510-130-233 - GG - Benefits - MEPP                   | 726.71           | 2,906.84         |                   | (2,906.84)       |              |
| 510-130-235 - GG - Benefits - LTD & STD              |                  | 281.84           |                   | (281.84)         |              |
|  | <b>1,822.28</b>  | <b>13,114.62</b> | <b>26,000.00</b>  | <b>12,885.38</b> | <b>49.56</b> |
|  | <b>11,361.45</b> | <b>75,033.30</b> | <b>153,200.00</b> | <b>78,166.70</b> | <b>51.02</b> |
| <b>Professional/Contract Services</b>                |                  |                  |                   |                  |              |
| 510-200-110 - GG - Cont. - Legal                     |                  |                  | 5,000.00          | 5,000.00         | 100.00       |
| 510-200-130 - GG - Cont. - Audit/Accounting          |                  | 8,400.00         | 8,200.00          | (200.00)         | 2.44         |
| 510-200-150 - GG - Cont. - Assessment - SAMA         |                  | 18,949.00        | 18,950.00         | 1.00             | 0.01         |
| 510-200-170 - GG - Cont. - Advertising               | 103.76           | 511.47           | 4,000.00          | 3,488.53         | 87.21        |
| 510-200-200 - GG - Cont. - Printing Maps             |                  |                  | 1,000.00          | 1,000.00         | 100.00       |
| 510-210-100 - GG - Council Travel                    | 2,340.00         | 2,842.20         | 5,000.00          | 2,157.80         | 43.16        |
| 510-210-120 - GG - Council - Meeting                 | 5,520.00         | 5,520.00         | 17,000.00         | 11,480.00        | 67.53        |
| 510-210-150 - GG - Council - Convention/committee    | 778.75           | 9,571.99         | 15,000.00         | 5,428.01         | 36.19        |
| 510-210-170 - GG - Admin. - Training, Travel & Meals | 387.85           | 2,969.21         | 5,500.00          | 2,530.79         | 46.01        |
| 510-230-100 - GG - Cont. - Insurance - General & Bo  |                  | 5,670.00         | 5,000.00          | (670.00)         | 13.40        |
| 510-240-100 - GG - Cont. - Memberships & Subscript   |                  | 1,975.83         | 2,500.00          | 524.17           | 20.97        |
| 510-250-100 - GG - Cont. - Web Design                |                  | 2,352.00         | 2,500.00          | 148.00           | 5.92         |
| 510-260-100 - GG - Cont. - Tax Enforcement/Collecti  |                  | (35.50)          |                   | 35.50            |              |
| 510-270-150 - GG - Cont. - Photocopier               |                  | 544.50           | 4,040.00          | 3,495.50         | 86.52        |
| 510-280-130 - GG - Cont. - Land Surveys              |                  | 267.12           |                   | (267.12)         |              |
| 510-280-150 - GG - Cont. - ISC Fees                  |                  | 200.00           |                   | (200.00)         |              |
| 510-290-100 - GG - Cont. - Bank Charges              |                  |                  | 60.00             | 60.00            | 100.00       |
|  | <b>9,130.36</b>  | <b>59,737.82</b> | <b>93,750.00</b>  | <b>34,012.18</b> | <b>36.28</b> |
| <b>Utilities</b>                                     |                  |                  |                   |                  |              |
| 510-300-110 - GG - Utility - Heat                    | 47.04            | 47.04            |                   | (47.04)          |              |
| 510-300-120 - GG - Utility - Power                   | 86.93            | 989.53           | 2,000.00          | 1,010.47         | 50.52        |
| 510-300-140 - GG - Utility - Telephone               | 126.00           | 2,288.34         | 3,500.00          | 1,211.66         | 34.62        |
| 510-300-150 - GG - Computer Support/upgrad           | 418.95           | 3,427.57         | 11,700.00         | 8,272.43         | 70.70        |
|  | <b>678.92</b>    | <b>6,752.48</b>  | <b>17,200.00</b>  | <b>10,447.52</b> | <b>60.74</b> |
| <b>Maintenance, Material and Supplies</b>            |                  |                  |                   |                  |              |
| 510-400-110 - GG - Maint. - Postage                  |                  | 1,291.82         | 5,000.00          | 3,708.18         | 74.16        |
| 510-410-140 - GG - Maint. - Office Supplies          | 125.34           | 2,072.41         | 4,000.00          | 1,927.59         | 48.19        |
| 510-410-160 - GG - Maint. - meals/events/appeals     |                  | 417.85           | 3,700.00          | 3,282.15         | 88.71        |
| 510-440-100 - GG - Maint. - Data Processing Supplie  | 380.32           | 817.12           |                   | (817.12)         |              |
| 510-490-100 - GG - Maint. - Office Maintain          | 959.00           | 2,033.80         | 2,800.00          | 766.20           | 27.36        |
|  | <b>1,464.66</b>  | <b>6,633.00</b>  | <b>15,500.00</b>  | <b>8,867.00</b>  | <b>57.21</b> |
| <b>Grants and Contributions</b>                      |                  |                  |                   |                  |              |

*PCW*



**District of Katepwa**  
**Statement of Financial Activities - Detailed**  
For the Period Ending July 31, 2014

|  | Current          | Year To Date      | Budget            | Variance          | %            |
|--|------------------|-------------------|-------------------|-------------------|--------------|
| 510-500-110 - GG - Donation                          |                  | 459.99            | 640.00            | 180.01            | 28.13        |
|  | 0.00             | 459.99            | 640.00            | 180.01            | 28.13        |
| <b>Interest</b>                                      |                  |                   |                   |                   |              |
| 510-710-110 - GG - Long Term Debt Interest           | 7,667.84         | 54,803.26         | 92,400.00         | 37,596.74         | 40.69        |
|  | 7,667.84         | 54,803.26         | 92,400.00         | 37,596.74         | 40.69        |
| <b>TOTAL GENERAL GOVERNMENT SERVICES</b>             | <b>30,303.23</b> | <b>203,419.85</b> | <b>372,690.00</b> | <b>169,270.15</b> | <b>45.42</b> |
| <br><b>PROTECTIVE SERVICES</b>                       |                  |                   |                   |                   |              |
| <b>POLICE PROTECTION</b>                             |                  |                   |                   |                   |              |
| <b>Professional/Contractual Services</b>             |                  |                   |                   |                   |              |
| 520-210-100 - PS - Police - Justice Requisition      |                  |                   | 16,000.00         | 16,000.00         | 100.00       |
| 520-210-110 - PS - Police - Contracted Services Byla |                  | 4,236.75          | 8,000.00          | 3,763.25          | 47.04        |
|  | 0.00             | 4,236.75          | 24,000.00         | 19,763.25         | 82.35        |
| <b>TOTAL POLICE PROTECTION:</b>                      | <b>0.00</b>      | <b>4,236.75</b>   | <b>24,000.00</b>  | <b>19,763.25</b>  | <b>82.35</b> |
| <br><b>FIRE PROTECTION</b>                           |                  |                   |                   |                   |              |
| <b>Professional/Contractual Services</b>             |                  |                   |                   |                   |              |
| 525-210-110 - PS - Fire - Contracted Services        |                  | 15,000.00         | 15,000.00         |                   |              |
| 525-230-100 - PS - Fire - Insurance                  |                  | 335.50            | 340.00            | 4.50              | 1.32         |
| 525-260-100 - PS - EMO Facilitator                   |                  | 3,000.00          | 6,000.00          | 3,000.00          | 50.00        |
| 525-260-110 - PS- Stars - first Responders training  |                  | 1,039.50          | 7,000.00          | 5,960.50          | 85.15        |
|  | 0.00             | 19,375.00         | 28,340.00         | 8,965.00          | 31.63        |
| <b>Utilities</b>                                     |                  |                   |                   |                   |              |
| 525-300-150 - PS - Emergency Fund Purchases          |                  | 1,433.13          | 2,000.00          | 566.87            | 28.34        |
|  | 0.00             | 1,433.13          | 2,000.00          | 566.87            | 28.34        |
| <b>Maintenance, Materials and Supplies</b>           |                  |                   |                   |                   |              |
| 525-440-100 - PS - Fire - Small Tools/Equipment      |                  |                   | 6,000.00          | 6,000.00          | 100.00       |
|  | 0.00             | 0.00              | 6,000.00          | 6,000.00          | 100.00       |
| <b>Capital Expenditures</b>                          |                  |                   |                   |                   |              |
| 525-600-140 - PS - Fire - Pur of Cap Assets - Equip  |                  |                   | 6,000.00          | 6,000.00          | 100.00       |
|  | 0.00             | 0.00              | 6,000.00          | 6,000.00          | 100.00       |
| <b>Other</b>   |                  |                   |                   |                   |              |
| 525-920-110 - PS - Shield Program                    |                  | 378.00            | 300.00            | (78.00)           | 26.00-       |
|  | 0.00             | 378.00            | 300.00            | (78.00)           | 26.00-       |
| <b>TOTAL FIRE PROTECTION:</b>                        | <b>0.00</b>      | <b>21,186.13</b>  | <b>42,640.00</b>  | <b>21,453.87</b>  | <b>50.31</b> |
| <b>TOTAL PROTECTIVE SERVICES:</b>                    | <b>0.00</b>      | <b>25,422.88</b>  | <b>66,640.00</b>  | <b>41,217.12</b>  | <b>61.85</b> |
| <br><b>TRANSPORTATION SERVICES</b>                   |                  |                   |                   |                   |              |
| <b>MAINTENANCE</b>                                   |                  |                   |                   |                   |              |
| <b>Wages &amp; Benefits</b>                          |                  |                   |                   |                   |              |
| <b>Wages</b>   |                  |                   |                   |                   |              |
| 530-110-120 - TS - Maint. - Salaries - Forman        | 6,940.05         | 23,997.40         | 61,900.00         | 37,902.60         | 61.23        |
|  | 6,940.05         | 23,997.40         | 61,900.00         | 37,902.60         | 61.23        |
| <b>Benefits</b>                                      |                  |                   |                   |                   |              |
| 530-120-120 - TS - Maint. - Benefits - Foreman       | 131.55           | 394.65            | 12,000.00         | 11,605.35         | 96.71        |

*RS*

**District of Katepwa**  
**Statement of Financial Activities - Detailed**  
For the Period Ending July 31, 2014

|  | Current          | Year To Date     | Budget            | Variance          | %             |
|--|------------------|------------------|-------------------|-------------------|---------------|
| 530-120-121 - TS - Maint. - Benefits - CPP           | 317.91           | 896.85           |                   | (896.85)          |               |
| 530-120-122 - TS - Maint. - Benefits - EI            | 184.39           | 523.41           |                   | (523.41)          |               |
| 530-120-125 - TS - Maint. - Benefits -LTD & STD      |                  | 131.50           |                   | (131.50)          |               |
|  | <b>633.85</b>    | <b>1,946.41</b>  | <b>12,000.00</b>  | <b>10,053.59</b>  | <b>83.78</b>  |
|  | <b>7,573.90</b>  | <b>25,943.81</b> | <b>73,900.00</b>  | <b>47,956.19</b>  | <b>64.89</b>  |
| <b>Professional/Contractual Services</b>             |                  |                  |                   |                   |               |
| 530-200-110 - TS - Maint. - Engineering              |                  |                  | 10,000.00         | 10,000.00         | 100.00        |
| 530-210-110 - TS - Maint. - Contract - Surfacing     | 350.00           | 3,200.00         | 15,000.00         | 11,800.00         | 78.67         |
| 530-210-130 - TS - Maint. - Surveys Land             | 1,500.00         | 1,500.00         | 4,000.00          | 2,500.00          | 62.50         |
| 530-210-140 - TS - Maint. - Uncompleted Projects Ro  |                  |                  | 25,000.00         | 25,000.00         | 100.00        |
| 530-240-100 - TS - Maint. - Tree Trimming            |                  |                  | 5,000.00          | 5,000.00          | 100.00        |
| 530-250-100 - TS - Maint. - Road Maintenance Agree   |                  | 2,500.00         | 6,000.00          | 3,500.00          | 58.33         |
| 530-260-100 - TS - Maint. - Insurance/Vehicle Reg.   |                  | 977.00           | 4,500.00          | 3,523.00          | 78.29         |
|  | <b>1,850.00</b>  | <b>8,177.00</b>  | <b>69,500.00</b>  | <b>61,323.00</b>  | <b>88.23</b>  |
| <b>Utilities</b>                                     |                  |                  |                   |                   |               |
| 530-300-110 - TS - Maint. - Utility - Heat           | 47.07            | 47.07            |                   | (47.07)           |               |
| 530-300-120 - TS - Maint. - Utility - Power          | 118.45           | 1,166.03         | 2,000.00          | 833.97            | 41.70         |
| 530-300-140 - TS - Maint. - Utility - Telephone      | 104.06           | 599.21           | 1,000.00          | 400.79            | 40.08         |
| 530-310-100 - TS - Maint. - Utility - Street Lights  | 2,356.38         | 16,434.38        | 32,040.00         | 15,605.62         | 48.71         |
| 530-310-200 - TS - Utility - Street Lights - Install |                  | 600.00           | 2,000.00          | 1,400.00          | 70.00         |
|  | <b>2,625.96</b>  | <b>18,846.69</b> | <b>37,040.00</b>  | <b>18,193.31</b>  | <b>49.12</b>  |
| <b>Maintenance, Materials &amp; Supplies</b>         |                  |                  |                   |                   |               |
| 530-400-150 - TS - Maint. - Supplies                 | 153.84           | 400.69           | 2,220.00          | 1,819.31          | 81.95         |
| 530-420-101 - TS - Maint. - Repair/Parts/Tools - #1  | 2,722.00         | 14,691.40        | 20,000.00         | 5,308.60          | 26.54         |
| 530-425-110 - TS - Maint. - Oil & Gas                | 585.89           | 7,838.23         | 8,840.00          | 1,001.77          | 11.33         |
| 530-440-100 - TS - Maint. - Gravel/Sand              | 9,385.00         | 13,001.25        | 10,000.00         | (3,001.25)        | 30.01-        |
| 530-450-100 - TS - Maint. - Culverts/Drainage        |                  | 1,394.00         |                   | (1,394.00)        |               |
| 530-470-100 - TS - Maint. - Road/Street Signs        | 451.42           | (520.80)         | 8,000.00          | 8,520.80          | 106.51        |
|  | <b>13,298.15</b> | <b>36,804.77</b> | <b>49,060.00</b>  | <b>12,255.23</b>  | <b>24.98</b>  |
| <b>Capital Expenditures</b>                          |                  |                  |                   |                   |               |
| 530-600-140 - TS - Purchase of Cap Assets-truck&plc  |                  |                  | 25,000.00         | 25,000.00         | 100.00        |
|  | <b>0.00</b>      | <b>0.00</b>      | <b>25,000.00</b>  | <b>25,000.00</b>  | <b>100.00</b> |
| <b>TOTAL MAINTENANCE:</b>                            | <b>25,348.01</b> | <b>89,772.27</b> | <b>254,500.00</b> | <b>164,727.73</b> | <b>64.73</b>  |
| <b>CONSTRUCTION</b>                                  |                  |                  |                   |                   |               |
| <b>Maintenance, Materials &amp; Supplies</b>         |                  |                  |                   |                   |               |
| 535-450-100 - TS - Const. - Culverts/Drainage        |                  | 552.50           |                   | (552.50)          |               |
|  | <b>0.00</b>      | <b>552.50</b>    | <b>0.00</b>       | <b>(552.50)</b>   | <b>0.00</b>   |
| <b>TOTAL CONSTRUCTION:</b>                           | <b>0.00</b>      | <b>552.50</b>    | <b>0.00</b>       | <b>(552.50)</b>   | <b>0.00</b>   |
| <b>SNOW REMOVAL</b>                                  |                  |                  |                   |                   |               |
| <b>Professional/Contractual Services</b>             |                  |                  |                   |                   |               |
| 537-210-100 - TS - Snow - Removal                    |                  | 2,603.00         | 5,000.00          | 2,397.00          | 47.94         |
|  | <b>0.00</b>      | <b>2,603.00</b>  | <b>5,000.00</b>   | <b>2,397.00</b>   | <b>47.94</b>  |
| <b>TOTAL SNOW REMOVAL:</b>                           | <b>0.00</b>      | <b>2,603.00</b>  | <b>5,000.00</b>   | <b>2,397.00</b>   | <b>47.94</b>  |
| <b>TOTAL TRANSPORTATION SERVICES:</b>                | <b>25,348.01</b> | <b>92,927.77</b> | <b>259,500.00</b> | <b>166,572.23</b> | <b>64.19</b>  |

*JCC PJ*

**District of Katepwa**  
**Statement of Financial Activities - Detailed**  
For the Period Ending July 31, 2014

|  | Current          | Year To Date      | Budget            | Variance          | %             |
|--|------------------|-------------------|-------------------|-------------------|---------------|
| <b>ENVIRONMENTAL SERVICES</b>                        |                  |                   |                   |                   |               |
| <b>Professional/Contractual Services</b>             |                  |                   |                   |                   |               |
| 540-200-110 - EH&W - Cont. - Waste Collection/Disp   | 3,365.40         | 21,598.23         | 36,300.00         | 14,701.77         | 40.50         |
| 540-210-100 - EH&W - Cont. - Pest Control            | 1,457.50         | 1,457.50          | 1,000.00          | (457.50)          | 45.75         |
| 540-210-300 - EH&W - Cont. - Other Services          |                  | 737.10            | 5,000.00          | 4,262.90          | 85.26         |
|  | <b>4,822.90</b>  | <b>23,792.83</b>  | <b>42,300.00</b>  | <b>18,507.17</b>  | <b>43.75</b>  |
| <b>Utilities</b>                                     |                  |                   |                   |                   |               |
| 540-300-120 - EH&W - Landfill Site                   | 2,289.56         | 8,113.66          | 12,000.00         | 3,886.34          | 32.39         |
|  | <b>2,289.56</b>  | <b>8,113.66</b>   | <b>12,000.00</b>  | <b>3,886.34</b>   | <b>32.39</b>  |
| <b>Maintenance, Materials and Supplies</b>           |                  |                   |                   |                   |               |
| 540-410-100 - EH&W - Maint. - Landfill Fire          | 10,067.51        | 185,807.80        | 231,000.00        | 45,192.20         | 19.56         |
| 540-440-110 - EH&W - Maint. - Recycling Expenses     | 2,406.40         | 11,830.30         | 20,000.00         | 8,169.70          | 40.85         |
| 540-440-120 - EH&W-Maint - Landfill-Restore Shed -   |                  |                   | 5,000.00          | 5,000.00          | 100.00        |
|  | <b>12,473.91</b> | <b>197,638.10</b> | <b>256,000.00</b> | <b>58,361.90</b>  | <b>22.80</b>  |
| <b>TOTAL ENVIRONMENTAL SERVICES:</b>                 | <b>19,586.37</b> | <b>229,544.59</b> | <b>310,300.00</b> | <b>80,755.41</b>  | <b>26.02</b>  |
| <b>PLANNING AND DEVELOPMENT SERVICES</b>             |                  |                   |                   |                   |               |
| <b>Wages and Benefits</b>                            |                  |                   |                   |                   |               |
| 560-110-110 - P&D - Building Inspector Contract      | 500.00           | 3,000.00          | 6,000.00          | 3,000.00          | 50.00         |
| 560-110-120 - P&D - Building Inspector               | 687.00           | 5,747.20          | 13,000.00         | 7,252.80          | 55.79         |
|  | <b>1,187.00</b>  | <b>8,747.20</b>   | <b>19,000.00</b>  | <b>10,252.80</b>  | <b>53.96</b>  |
| <b>Professional/Contractual Services</b>             |                  |                   |                   |                   |               |
| 560-200-150 - P&D - Cont. - Calling Lakes Planning E |                  |                   | 2,000.00          | 2,000.00          | 100.00        |
|  | <b>0.00</b>      | <b>0.00</b>       | <b>2,000.00</b>   | <b>2,000.00</b>   | <b>100.00</b> |
| <b>Maintenance, Materials and Supplies</b>           |                  |                   |                   |                   |               |
| 560-430-100 - P&D - Other                            |                  |                   | 5,000.00          | 5,000.00          | 100.00        |
|  | <b>0.00</b>      | <b>0.00</b>       | <b>5,000.00</b>   | <b>5,000.00</b>   | <b>100.00</b> |
| <b>TOTAL PLANNING AND DEVELOPMENT SERVICES:</b>      | <b>1,187.00</b>  | <b>8,747.20</b>   | <b>26,000.00</b>  | <b>17,252.80</b>  | <b>66.36</b>  |
| <b>RECREATION AND CULTURAL SERVICES</b>              |                  |                   |                   |                   |               |
| <b>Wages</b>   |                  |                   |                   |                   |               |
| 570-110-110 - R&C - Programs                         | 4,627.50         | 4,708.96          | 2,800.00          | (1,908.96)        | 68.18         |
|  | <b>4,627.50</b>  | <b>4,708.96</b>   | <b>2,800.00</b>   | <b>(1,908.96)</b> | <b>68.18</b>  |
| <b>Professional/Contractual Services</b>             |                  |                   |                   |                   |               |
| 570-200-110 - R&C - Cont. - Directory                |                  | 13,119.12         | 12,000.00         | (1,119.12)        | 9.33          |
| 570-210-100 - R&C - Cont. - Newsletter               |                  | 1,098.30          | 4,200.00          | 3,101.70          | 73.85         |
| 570-220-100 - R&C - Cont. - Website                  |                  |                   | 3,050.00          | 3,050.00          | 100.00        |
| 570-290-100 - R&C - Cont. - Park Maintenance         | 1,250.00         | 3,414.39          |                   | (3,414.39)        |               |
|  | <b>1,250.00</b>  | <b>17,631.81</b>  | <b>19,250.00</b>  | <b>1,618.19</b>   | <b>8.41</b>   |
| <b>Utilities - Heat</b>                              |                  |                   |                   |                   |               |
| 570-300-160 - R&C - Utility - Heat - Library         | 47.04            | 47.04             |                   | (47.04)           |               |
|  | <b>47.04</b>     | <b>47.04</b>      | <b>0.00</b>       | <b>(47.04)</b>    | <b>0.00</b>   |
| <b>Utilities - Power</b>                             |                  |                   |                   |                   |               |
| 570-310-150 - R&C - Utility - Power - Hall           | 86.93            | 86.93             |                   | (86.93)           |               |
|  | <b>86.93</b>     | <b>86.93</b>      | <b>0.00</b>       | <b>(86.93)</b>    | <b>0.00</b>   |
| <b>Maintenance, Materials and Supplies</b>           |                  |                   |                   |                   |               |
| 570-420-150 - R&C - Supplies - Katepwa Center        | 179.22           | 1,804.15          | 3,150.00          | 1,345.85          | 42.73         |

*gaw ay*

**District of Katepwa**  
**Statement of Financial Activities - Detailed**  
For the Period Ending July 31, 2014

|  | Current            | Year To Date       | Budget              | Variance          | %              |
|--|--------------------|--------------------|---------------------|-------------------|----------------|
| 570-420-190 - R&C - Other Supplies/garbage cans/si | 97.26              | 356.04             | 1,500.00            | 1,143.96          | 76.26          |
| 570-420-200 - R&C Library Requisition              | 2,541.57           | 5,083.14           | 5,200.00            | 116.86            | 2.25           |
| 570-430-160 - R&C - Bldg Mat/Supply - Library      |                    | 268.60             | 2,000.00            | 1,731.40          | 86.57          |
| 570-430-170 - R&C - Bldg Mat/Supply - Other        | 119.64             | 119.64             |                     | (119.64)          |                |
| 570-430-190 - R&C - Small Tools & Equipment        |                    |                    | 6,000.00            | 6,000.00          | 100.00         |
|  | <b>2,937.69</b>    | <b>7,631.57</b>    | <b>17,850.00</b>    | <b>10,218.43</b>  | <b>57.25</b>   |
| <b>Grants and Contributions</b>                    |                    |                    |                     |                   |                |
| 570-500-110 - R&C - Grants and Contributions       |                    |                    | 12,000.00           | 12,000.00         | 100.00         |
|  | <b>0.00</b>        | <b>0.00</b>        | <b>12,000.00</b>    | <b>12,000.00</b>  | <b>100.00</b>  |
| <b>Other</b>                                       |                    |                    |                     |                   |                |
| 570-900-110 - R&C - Canada Day                     |                    |                    | 2,000.00            | 2,000.00          | 100.00         |
| 570-900-200 - R & C - FireWorks                    |                    |                    | 5,000.00            | 5,000.00          | 100.00         |
|  | <b>0.00</b>        | <b>0.00</b>        | <b>7,000.00</b>     | <b>7,000.00</b>   | <b>100.00</b>  |
| <b>TOTAL RECREATION AND CULTURAL SERV</b>          | <b>8,949.16</b>    | <b>30,106.31</b>   | <b>58,900.00</b>    | <b>28,793.69</b>  | <b>48.89</b>   |
| <b>UTILITIES</b>                                   |                    |                    |                     |                   |                |
| <b>WATER</b>                                       |                    |                    |                     |                   |                |
| <b>Professional/Contractual Services</b>           |                    |                    |                     |                   |                |
| 580-250-100 - UT - Water - Memberships/Subscriptio |                    | 150.00             | 500.00              | 350.00            | 70.00          |
|  | <b>0.00</b>        | <b>150.00</b>      | <b>500.00</b>       | <b>350.00</b>     | <b>70.00</b>   |
| <b>TOTAL WATER:</b>                                | <b>0.00</b>        | <b>150.00</b>      | <b>500.00</b>       | <b>350.00</b>     | <b>70.00</b>   |
| <b>SEWER</b>                                       |                    |                    |                     |                   |                |
| <b>Maintenance, Materials and Supplies</b>         |                    |                    |                     |                   |                |
| 585-430-130 - UT - Sewer - Lagoon                  |                    |                    | 5,000.00            | 5,000.00          | 100.00         |
|  | <b>0.00</b>        | <b>0.00</b>        | <b>5,000.00</b>     | <b>5,000.00</b>   | <b>100.00</b>  |
| <b>TOTAL SEWER:</b>                                | <b>0.00</b>        | <b>0.00</b>        | <b>5,000.00</b>     | <b>5,000.00</b>   | <b>100.00</b>  |
| <b>TOTAL UTILITIES:</b>                            | <b>0.00</b>        | <b>150.00</b>      | <b>5,500.00</b>     | <b>5,350.00</b>   | <b>97.27</b>   |
| <b>TOTAL EXPENDITURES:</b>                         | <b>85,373.77</b>   | <b>590,318.60</b>  | <b>1,099,530.00</b> | <b>509,211.40</b> | <b>46.31</b>   |
| <b>CHANGE IN NET-FINANCIAL ASSETS</b>              |                    |                    |                     |                   |                |
| Revenues   | 4,823.83           | 1,250,084.51       | 1,349,550.00        | (99,465.49)       | 7.37-          |
| Expenditures                                       | 85,373.77          | 590,318.60         | 1,099,530.00        | 509,211.40        | 46.31          |
| <b>CHANGE IN NET FINANCIAL ASSETS</b>              | <b>(80,549.94)</b> | <b>659,765.91</b>  | <b>250,020.00</b>   | <b>409,745.91</b> | <b>163.89</b>  |
| <b>OPERATING SURPLUS/DEFICIT (Chg in Net Asst)</b> | <b>(80,549.94)</b> | <b>659,765.91</b>  | <b>250,020.00</b>   | <b>409,745.91</b> | <b>163.89</b>  |
| <b>Transfers</b>                                   |                    |                    |                     |                   |                |
| Transfers Out                                      | (11,866.90)        | (81,939.92)        | (242,110.00)        | 160,170.08        | 66.16          |
| <b>Total Transfers:</b>                            | <b>(11,866.90)</b> | <b>(81,939.92)</b> | <b>(242,110.00)</b> | <b>160,170.08</b> | <b>66.16</b>   |
| <b>CHANGE IN GENERAL SURPLUS</b>                   | <b>(92,416.84)</b> | <b>577,825.99</b>  | <b>7,910.00</b>     | <b>569,915.99</b> | <b>7205.01</b> |


*Handwritten initials/signature*

**District of Katepwa**  
**Statement of Financial Activities - Detailed**  
For the Period Ending July 31, 2014


|  | <u>Current</u>     | <u>Year To Date</u> | <u>Budget</u>       | <u>Variance</u> | <u>%</u> |
|--|--------------------|---------------------|---------------------|-----------------|----------|
| <b>ACCOUNT BALANCES</b>                            |                    |                     |                     |                 |          |
| <b>Cash and Investments</b>                        |                    |                     |                     |                 |          |
| 110-110-110 - Cash - On Hand - Petty Cash          |                    |                     | 500.00              |                 |          |
| 110-110-120 - Cash - Bank - Balance                | (82,883.46)        | 867,322.37          | 1,095,309.14        |                 |          |
| <b>Total Cash and Investments:</b>                 | <b>(82,883.46)</b> | <b>867,322.37</b>   | <b>1,095,809.14</b> |                 |          |
| <b>Municipal Taxes Receivable</b>                  |                    |                     |                     |                 |          |
| 110-200-100 - Municipal - Tax Receivable - Current | (12,637.97)        | 68,849.45           | 59,057.69           |                 |          |
| 110-200-110 - Municipal - Tax Receivable - Arrears | (1,001.46)         | (20,256.59)         | 21,713.52           |                 |          |
| <b>Total Municipal Taxes Receivable:</b>           | <b>(13,639.43)</b> | <b>48,592.86</b>    | <b>80,771.21</b>    |                 |          |
| <b>Other Receivables</b>                           |                    |                     |                     |                 |          |
| 110-210-100 - PVSD Tax - Receivable-Current & Arre | (4,570.77)         | 21,483.84           | 46,998.21           |                 |          |
| 110-320-100 - Accounts Receivable                  |                    | (250,250.85)        | 6,211.69            |                 |          |
| 110-320-170 - Tax Title Costs Receivable           |                    | 27.01               | 1,049.71            |                 |          |
| 110-340-110 - GST Receivable - 100% Rebate         | 1,809.86           | (95,336.10)         | 42,705.37           |                 |          |
| <b>Total Other Receivables:</b>                    | <b>(2,760.91)</b>  | <b>(324,076.10)</b> | <b>96,964.98</b>    |                 |          |

Certified correct and in accordance with the records

Presented to council on

  
Gail E. Sloan  
CAO

August 11, 2014

  
Fred Weekly  
Mayor

Report Date  
8/11/2014 2:20 PM

District of Katepwa  
List of Accounts for Approval  
As of 8/11/2014  
Batch: 2014-00047 to 2014-00054

Page 1

| Payment #                             | Date      | Vendor Name<br>Invoice #   | Reference  | Invoice Amount  | Payment Amount |
|---------------------------------------|-----------|--|--|---|----------------|
| <b>Bank Code: Bank1 - Main Demand</b> |           |  |  |   |                |
| Computer Cheques:                     |           |  |  |   |                |
| 1864                                  | 7/29/2014 | <b>BERNARD BEHNKE</b><br>July 2014   | Payroll - July 2014  | 3,181.40  | 3,181.40       |
| 1865                                  | 7/29/2014 | <b>CANADA REVENUE AGENCY</b><br>July 2014  | Payroll Deductions- July 2014  | 6,193.90  | 6,193.90       |
| 1866                                  | 7/29/2014 | <b>Kendra Hearn</b><br>July 2014   | Payroll- July  | 610.80  | 610.80         |
| 1867                                  | 7/29/2014 | <b>MEPP</b><br>July 2014   | MEPP July 2014   | 1,453.42  | 1,453.42       |
| 1868                                  | 7/29/2014 | <b>MARY LYNN PAQUETTE</b><br>611463<br>July 2014   | July mileage 2014<br>OFFICE WAGES - July 2014  | 144.45<br>1,954.85  | 2,099.30       |
| 1869                                  | 7/29/2014 | <b>Gail Sloan</b><br>July 2014<br>July expenses  | Payroll - July 2014<br>July Expenses   | 3,230.99<br>243.40  | 3,474.39       |
| 1870                                  | 7/29/2014 | <b>Jerry Stremick</b><br>July 2014   | landfill payroll 105 hours   | 2,100.00  | 2,100.00       |
| 1871                                  | 7/29/2014 | <b>SUMA</b><br>July 2014   | Benefits, LTD, STD   | 807.17  | 807.17         |
| 1872                                  | 7/29/2014 | <b>KATIE TODD</b><br>July 2014   | Payroll - July 2014  | 1,516.31  | 1,516.31       |
| 1873                                  | 7/29/2014 | <b>SUMA</b><br>mayor school14  | Aug 17-19 mayor school 14  | 498.75  | 498.75         |
| 1874                                  | 7/31/2014 | <b>Bradie Herbel</b><br>July 2014  | Kids Activities 99 hours   | 1,485.00  | 1,485.00       |
| 1875                                  | 7/31/2014 | <b>Cole Manz-Francis</b><br>July 2014  | Kids Activities 149.5 hours  | 2,242.50  | 2,242.50       |
| 1876                                  | 7/31/2014 | <b>PRAIRIE VALLEY SCHOOL DIVISIOI</b><br>July 2014   | July Collections   | 4,449.40  | 4,449.40       |
| 1877                                  | 7/31/2014 | <b>SaskEnergy</b><br>July 2014-01  | 41 Elm St.-Energy  | 148.20  | 148.20         |
| 1878                                  | 7/31/2014 | <b>SASKPOWER</b><br>July 2014-01<br>July 2014-02<br>July 2014-03<br>July 2014-04<br>July 2014-05<br>July 2014-06<br>July 2014-07 | KTPWA-Dump Yard<br>345 Edwyn St/Sandy Beach Off<br>Sandy Beach/St Lights<br>Katepwa St Lights<br>Quonset-Maint<br>Katepwa-Maint-Garage<br>Katpwa S St Lights | 37.24<br>31.61<br>535.46<br>1,357.75<br>32.92<br>272.64<br>543.71 | 2,811.33       |
| 1879                                  | 8/11/2014 | <b>101144872 Saskatchewan Ltd.</b><br>1009   | Speed Bump repair, 46 Elm St   | 1,260.00  | 1,260.00       |
| 1880                                  | 8/11/2014 | <b>SHELLEY BERGQUIST</b>   |  |   |                |

District of Katepwa  
List of Accounts for Approval  
As of 8/11/2014  
Batch: 2014-00047 to 2014-00054

| Payment # | Date      | Vendor Name<br>Invoice #                       | Reference                      | Invoice Amount | Payment Amount |
|-----------|-----------|--|--------------------------------|----------------|----------------|
|           |           | Aug 2014                                       | 2 hours cleaning, August 5     | 40.00          | 40.00          |
| 1881      | 8/11/2014 | CanWan.com Communications Inc.<br>C43426       | internet supplier              | 71.50          |                |
|           |           | C43427   | internet supplier              | 60.50          | 132.00         |
| 1882      | 8/11/2014 | Commissionaires South Sask Div<br>14892        | bylaws comminsionaire          | 5,464.80       | 5,464.80       |
| 1883      | 8/11/2014 | CUETS Finacial<br>July 2014                    | Water Test                     | 26.25          | 26.25          |
| 1884      | 8/11/2014 | FRIENDS OF KATEPWA PROV PAR<br>August Donation | Donations for Perchfest        | 800.00         | 800.00         |
| 1885      | 8/11/2014 | H AND L AUTOMOTIVE<br>117621                   | Hydrallic oil, 10W40,          | 117.12         |                |
|           |           | 117311   | 20 lrs Spirax S4 Txm           | 232.06         |                |
|           |           | 117963   | 20 ltrs Tellus S2 M Hydraulic  | 106.13         | 455.31         |
| 1886      | 8/11/2014 | Hillside Sand and Gravel<br>661449             | 55 yds base, skidsteer wrk     | 2,081.75       | 2,081.75       |
| 1887      | 8/11/2014 | JACKSON BROS BOBCAT SERVICE<br>33              | 24 yds gravel                  | 504.00         | 504.00         |
| 1888      | 8/11/2014 | KEMSOL PRODUCTS LTD.<br>220036                 | toilot paper                   | 78.66          | 78.66          |
| 1889      | 8/11/2014 | MINISTER OF FINANCE<br>2014-265                | 2014 RCMP Rural Policing Fees  | 15,886.67      | 15,886.67      |
| 1890      | 8/11/2014 | MUNISOFT MUNICIPAL SOFTWARE<br>15-02215        | Webinar Custom Reports         | 110.00         |                |
|           |           | 15-02216                                       | Webinar                        | 110.00         |                |
|           |           | 15-02279                                       | Counter Receipts               | 35.23          | 255.23         |
| 1891      | 8/11/2014 | Norton Septic<br>Aug 7, Pump out               | August 7 pump out              | 57.00          | 57.00          |
| 1892      | 8/11/2014 | DAWNE OBLEMAN<br>July 2014                     | 29.5 hrs - July 2014           | 737.50         | 737.50         |
| 1893      | 8/11/2014 | RM OF INDIAN HEAD<br>14-32                     | RM Map                         | 14.00          | 14.00          |
| 1894      | 8/11/2014 | ROBO SALES & SERVICE LTD<br>44                 | 3 new blades                   | 90.62          |                |
|           |           | 29   | belt/engine                    | 625.80         | 716.42         |
| 1895      | 8/11/2014 | SaskTel<br>July 2014                           | land line phone                | 183.78         | 183.78         |
| 1896      | 8/11/2014 | SGI<br>2014-2015                               | GMC Sierra 1500 EXT Cab 4WD    | 1,291.00       | 1,291.00       |
| 1897      | 8/11/2014 | Sherwood Co-op Home Centre<br>051577690        | Gas, Kitty litter, Shop Towels | 160.59         | 160.59         |
| 1898      | 8/11/2014 | Joel Smith<br>111725                           | road work -Backhoe work        | 787.50         | 787.50         |


Report Date  
8/11/2014 2:20 PM


District of Katepwa  
**List of Accounts for Approval**  
As of 8/11/2014  
Batch: 2014-00047 to 2014-00054

Page 3

| Payment # | Date      | Vendor Name<br>Invoice #                 | Reference                | Invoice Amount   | Payment Amount |
|-----------|-----------|--|--------------------------|------------------|----------------|
| 1899      | 8/11/2014 | TOWN & COUNTRY BUILDING INS<br>3847      | building inspections     | 236.25           |                |
|           |           | 3887                                     | building inspections     | 78.75            |                |
|           |           | 3881                                     | building inspections     | 318.15           | 633.15         |
| 1900      | 8/11/2014 | WORKERS COMPENSATION BRD<br>2014 payment | WCB 2014- Firm # A275032 | 1,020.30         | 1,020.30       |
|           |           |  |                          | Total for Bank1: | 65,657.78      |

Certified Correct This August 11, 2014

  
Fred Weekley, MAYOR

  
Gail E. Sloan, CAO



Report Date  
8/11/2014 1:22 PM

District of Katepwa  
**Invoice Posting Audit Trail**  
Period Ended 8/31/2014

Batch: 2014-00053 - Aug 11, 2014 Council Meeting

| Vendor #      | Name                                   | Tr # | Invoice #  | Date      | Due Date  | Reference                      | PO # | GL Account # / Description          | Transaction Description | Tax Code         | GL Amount |
|---------------|--|------|--|-----------|-----------|--------------------------------|------|-------------------------------------|-------------------------|------------------|-----------|
|               |  |      |  |           |           |                                |      | 110-110-120 - Cash - Bank - Balance |                         | Invoice Total:   | 1,291.00  |
| <b>SHE001</b> | <b>Sherwood Co-op Home Centre</b>      |      |  |           |           |                                |      |                                     |                         |                  |           |
| 22            |  |      | 051577690  | 7/11/2014 | 8/11/2014 | Gas, Kitty litter, Shop Towels |      |                                     |                         |                  |           |
|               |  |      | 530-425-110 - TS - Maint. - Oil & Gas                            |           |           | Gas, 77.93 litres              | None |                                     |                         |                  | 96.40     |
|               |  |      | 530-400-150 - TS - Maint. - Supplies                             |           |           | shop supplies                  | Both |                                     |                         |                  | 56.67     |
|               |  |      | 110-340-110 - GST Receivable - 100% Rebate                       |           |           | Both Tax Code                  | Both |                                     |                         |                  | 7.52      |
|               |  |      | 900-110-110 - GST Paid   |           |           | Both Tax Code                  | Both |                                     |                         |                  | 7.52 NL   |
|               |  |      | 110-110-120 - Cash - Bank - Balance                              |           |           |                                |      |                                     |                         | Invoice Total:   | 160.59    |
| <b>SMI003</b> | <b>Joel Smith</b>                      |      |  |           |           |                                |      |                                     |                         |                  |           |
| 19            |  |      | 111725   | 8/7/2014  | 8/11/2014 | road work -Backhoe work        |      |                                     |                         |                  |           |
|               |  |      | 530-210-110 - TS - Maint. - Contract - Surfacing                 |           |           | 7.5 hrs                        | GST  |                                     |                         |                  | 750.00    |
|               |  |      | 110-340-110 - GST Receivable - 100% Rebate                       |           |           | GST Tax Code                   | GST  |                                     |                         |                  | 37.50     |
|               |  |      | 900-110-110 - GST Paid   |           |           | GST Tax Code                   | GST  |                                     |                         |                  | 37.50 NL  |
|               |  |      | 110-110-120 - Cash - Bank - Balance                              |           |           |                                |      |                                     |                         | Invoice Total:   | 787.50    |
| <b>TOW001</b> | <b>TOWN &amp; COUNTRY BUILDING INS</b> |      |  |           |           |                                |      |                                     |                         |                  |           |
| 26            |  |      | 3881   | 7/21/2014 | 8/11/2014 | building inspections           |      |                                     |                         |                  |           |
|               |  |      | 560-110-120 - P&D - Building Inspector                           |           |           | Shannon & Ralph FAY            | GST  |                                     |                         |                  | 303.00    |
|               |  |      | 110-340-110 - GST Receivable - 100% Rebate                       |           |           | GST Tax Code                   | GST  |                                     |                         |                  | 15.15     |
|               |  |      | 900-110-110 - GST Paid   |           |           | GST Tax Code                   | GST  |                                     |                         |                  | 15.15 NL  |
|               |  |      | 110-110-120 - Cash - Bank - Balance                              |           |           |                                |      |                                     |                         | Invoice Total:   | 318.15    |
| 24            |  |      | 3847   | 7/30/2014 | 8/11/2014 | building inspections           |      |                                     |                         |                  |           |
|               |  |      | 560-110-120 - P&D - Building Inspector                           |           |           | Denise & Dave PETER            | GST  |                                     |                         |                  | 225.00    |
|               |  |      | 110-340-110 - GST Receivable - 100% Rebate                       |           |           | GST Tax Code                   | GST  |                                     |                         |                  | 11.25     |
|               |  |      | 900-110-110 - GST Paid   |           |           | GST Tax Code                   | GST  |                                     |                         |                  | 11.25 NL  |
|               |  |      | 110-110-120 - Cash - Bank - Balance                              |           |           |                                |      |                                     |                         | Invoice Total:   | 236.25    |
| 25            |  |      | 3887   | 8/1/2014  | 8/11/2014 | building inspections           |      |                                     |                         |                  |           |
|               |  |      | 560-110-120 - P&D - Building Inspector                           |           |           | Ed & Denise COULTHARD          | GST  |                                     |                         |                  | 75.00     |
|               |  |      | 110-340-110 - GST Receivable - 100% Rebate                       |           |           | GST Tax Code                   | GST  |                                     |                         |                  | 3.75      |
|               |  |      | 900-110-110 - GST Paid   |           |           | GST Tax Code                   | GST  |                                     |                         |                  | 3.75 NL   |
|               |  |      | 110-110-120 - Cash - Bank - Balance                              |           |           |                                |      |                                     |                         | Invoice Total:   | 78.75     |
|               |  |      |  |           |           |                                |      |                                     |                         | Vendor Total:    | 633.15    |
| <b>WOR001</b> | <b>WORKERS COMPENSATION BRD</b>        |      |  |           |           |                                |      |                                     |                         |                  |           |
| 20            |  |      | 2014 payment   | 8/7/2014  | 8/11/2014 | WCB 2014- Firm # A275032       |      |                                     |                         |                  |           |
|               |  |      | 510-130-234 - GG - Benefits - Worker Compensation Firm # A275032 |           |           |                                | None |                                     |                         |                  | 1,020.30  |
|               |  |      | 110-110-120 - Cash - Bank - Balance                              |           |           |                                |      |                                     |                         | Invoice Total:   | 1,020.30  |
|               |  |      |  |           |           |                                |      |                                     |                         | Total for Batch: | 32,585.91 |

**GL Account Summary**

| GL Account / Description                          | Debit Amount | Credit Amount |
|---|--------------|---------------|
| 110-340-110 - GST Receivable - 100% Rebate        | 587.82       |               |
| 480-150-123 - Perchfest Donations                 | 800.00       |               |
| 510-110-230 - GG - Salaries - Administrator       | 737.50       |               |
| 510-130-234 - GG - Benefits - Worker Compensation | 1,020.30     |               |

District of Katepwa  
**Invoice Posting Audit Trail**  
 Period Ended 8/31/2014

Report Date  
 8/11/2014 1:22 PM

Batch: 2014-00053 - Aug 11, 2014 Council Meeting

| Vendor # | Name   |      |          |                         |          |                  |                  |
|----------|--|------|----------|-------------------------|----------|------------------|------------------|
| Tr #     | Invoice #  | Date | Due Date | Reference               | PO #     |                  |                  |
|          | GL Account # / Description                             |      |          | Transaction Description | Tax Code |                  | GL Amount        |
|          | 510-210-170 - GG - Admin. - Training, Travel & Meals   |      |          |                         |          | 105.00           |                  |
|          | 510-300-140 - GG - Utility - Telephone                 |      |          |                         |          | 301.42           |                  |
|          | 510-300-150 - GG - Computer Support/upgrad             |      |          |                         |          | 105.00           |                  |
|          | 510-410-140 - GG - Maint. - Office Supplies            |      |          |                         |          | 122.01           |                  |
|          | 510-490-100 - GG - Maint. - Office Maintain            |      |          |                         |          | 97.00            |                  |
|          | 520-210-100 - PS - Police - Justice Requisition        |      |          |                         |          | 15,886.67        |                  |
|          | 520-210-110 - PS - Police - Contracted Services Bylaws |      |          |                         |          | 5,216.40         |                  |
|          | 530-210-110 - TS - Maint. - Contract - Surfacing       |      |          |                         |          | 1,950.00         |                  |
|          | 530-260-100 - TS - Maint. - Insurance/Vehicle Reg.     |      |          |                         |          | 1,291.00         |                  |
|          | 530-400-150 - TS - Maint. - Supplies                   |      |          |                         |          | 56.67            |                  |
|          | 530-420-101 - TS - Maint. - Repair/Parts/Tools - #1    |      |          |                         |          | 1,118.47         |                  |
|          | 530-425-110 - TS - Maint. - Oil & Gas                  |      |          |                         |          | 96.40            |                  |
|          | 530-440-100 - TS - Maint. - Gravel/Sand                |      |          |                         |          | 2,466.25         |                  |
|          | 560-110-120 - P&D - Building Inspector                 |      |          |                         |          | 603.00           |                  |
|          | 580-290-100 - UT - Water - Laboratory Testing          |      |          |                         |          | 25.00            |                  |
|          | 110-110-120 - Cash - Bank - Balance                    |      |          |                         |          |                  | 32,585.91        |
|          |  |      |          | Total:                  |          | <u>32,585.91</u> | <u>32,585.91</u> |
|          | 900-110-110 - GST Paid                                 |      |          |                         |          | 587.82           |                  |
|          |  |      |          | Total Non-Ledger:       |          | <u>587.82</u>    | <u>0.00</u>      |

Invoices Printed: 30

*be*